



TEMPORARY EROSION CONTROL AROUND THE HOME FOLLOWING A FIRE
STRAW BALE DIKE

What is it?

A temporary sediment barrier constructed of straw bales located downslope of a disturbed area or around a storm drainage outlet to redirect debris flows or trap debris materials.

When is it used?

Usually installed in areas requiring protection from sedimentation expected from predicted rainfall events that will cause erosion and are intended to provide protection for a limited time period (less than 3 months).

Planning Criteria:

Straw Bale Dikes drainage area limits are as follows:

Slope	Maximum Drainage Area	Maximum Slope Length
0-15 percent	1 acre	200 feet
>15 percent	1/2 acre	100 feet

Methods and Materials:

Bales should be bound with wire or nylon twine. Twine bound bales are less durable. Bales should be placed in a row with ends tightly abutting the adjacent bales. **Do not place bales with wire or twine touching~ the soil (see illustration).** Some loose straw should be compressed between adjacent bales to close voids. The tops of bales should all be level and set at the same elevation.

Anchorage:

Each bale should be embedded in the soil a minimum of 4 inches. Drive 2x2 stakes or rebar through the bales and into the ground 1 1/2 to 2 feet for anchorage. The first stake in each bale should be driven toward a previously laid bale to force the bales together. Please refer to the drawings on the back side of this sheet.

Maintenance:

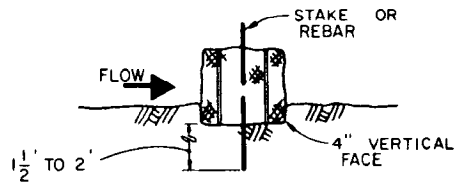
Inspect the bale dike and provide necessary maintenance following each storm period. It is important to assure that loose straw does not enter storm drain facilities. Remove the bales once permanent drainage and stabilization is reestablished. Used straw can be used as mulch in other areas.

Where to Get Help:


Technical assistance is available from your local USDA Natural Resources Conservation Service office or your local Resource Conservation District regarding the use and installation of straw bale dikes and other treatments.

The U.S. Department of Agriculture (USDA) prohibits discrimination in all its programs and activities on the basis of race, color, national origin, sex, religion, age, disability, political beliefs, sexual orientation, and marital or family status. (Not all prohibited bases apply to all programs.) Persons with disabilities who require alternative means for communication of program information (Braille, large print, audiotape, etc.) should contact USDA's TARGET Center at 202-720-2600 (voice and TDD).

To file a complaint of discrimination write USDA, Director, Office of Civil Rights, Room 326-W, Whitten Building, 14th and Independence Avenue, SW, Washington, DC 20250-9410 or call 202-720-5964 (voice or TDD). USDA is an equal opportunity provider and employer.



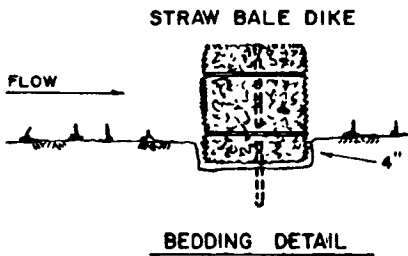
EMBEDDING DETAIL
N.T.S.



PLAN
N.T.S.

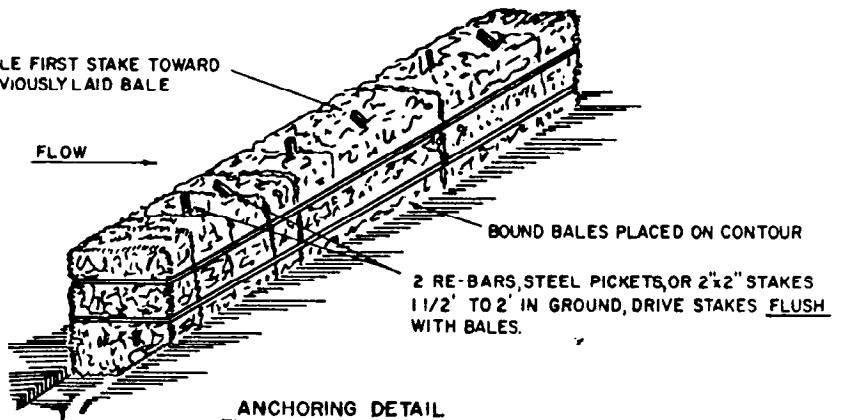


ELEVATION
N.T.S.



BEDDING DETAIL

ANGLE FIRST STAKE TOWARD PREVIOUSLY LAID BALE



ANCHORING DETAIL